

Research on the sensitivity of types of economic activity to market changes

Author: **Olena Rayevneva**, DSc in Economics, Professor
Su RUI, PhD student

*Department of Statistics and Economic Forecasting
Simon Kuznets Kharkiv National University of Economics*



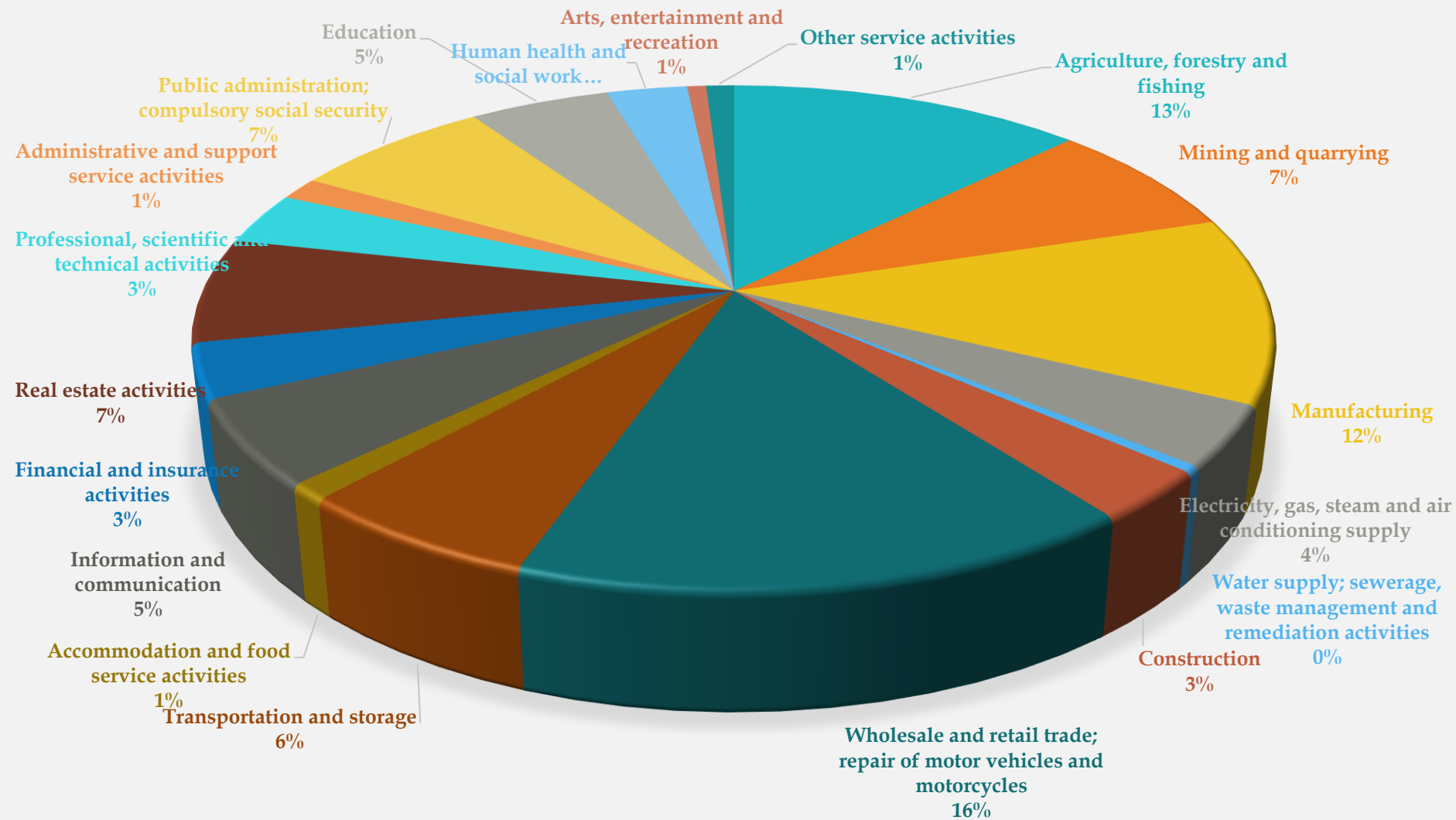
The purpose of the study is to investigate and determine the sensitivity of the country's economic activities to crisis conditions of the course of economic processes in conditions of uncertainty

tasks were solved :

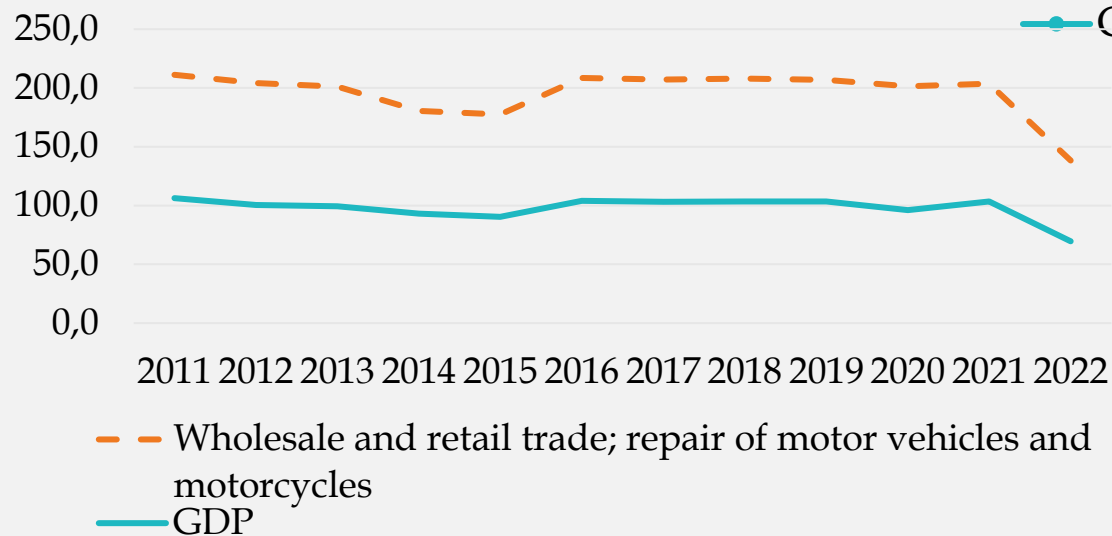
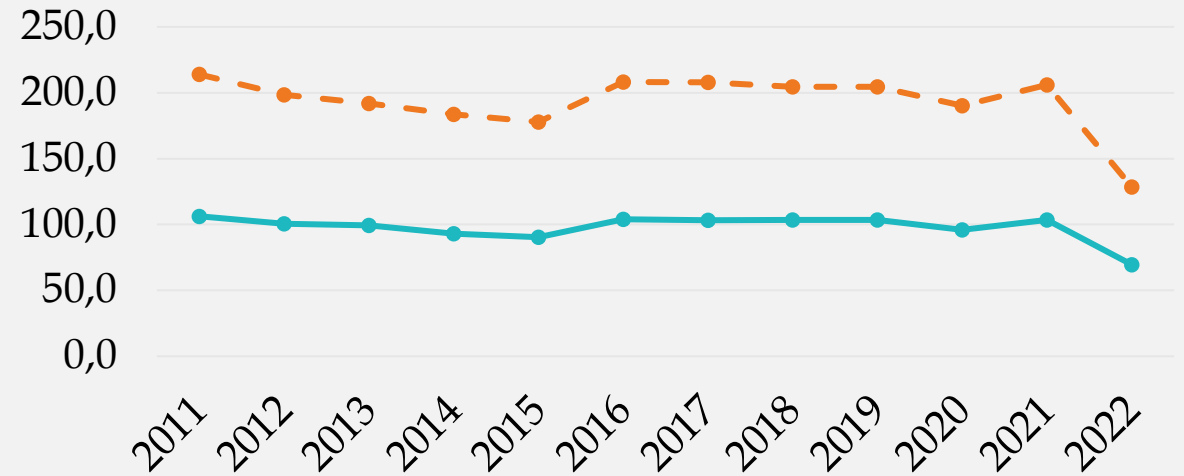
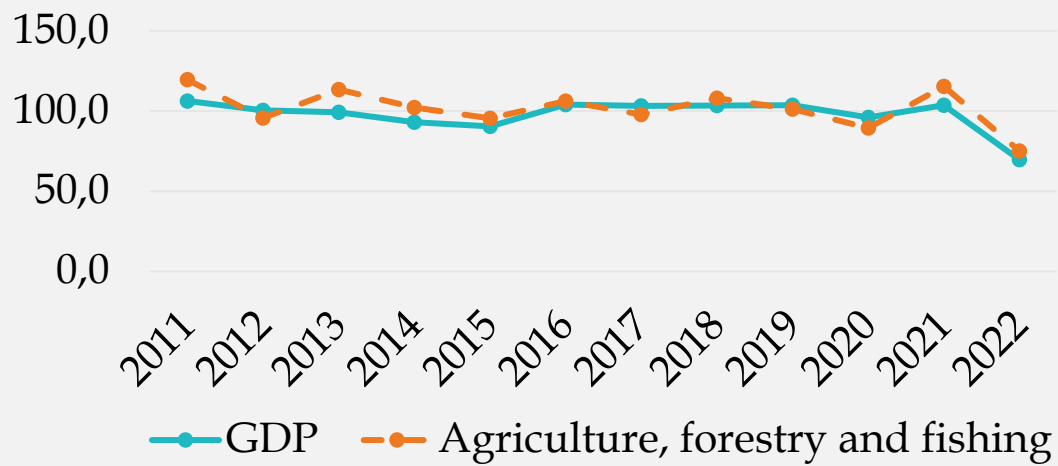
- An analysis of the types of economic activity of the country in stable and crisis conditions of development was carried out.
- A cluster grouping of types of economic activity was carried out on the basis of the proposed sensitivity indicator.
- General recommendations regarding the formation of perspective economic behavior of the types of economic activity of the country are proposed.



Structural characteristics of the country's GVA by types of economic activity for 2022



The rate of growth of the Airborne Forces in Ukraine as a whole and by a certain type of economic activity in the pre-war and war periods



Determination of clusters of sensitivity of types of economic activity to market changes

$$I_i^{sens} = T_{country}^{GVA} - T_i^{GVA}$$

where $T_{country}^{GVA}$ is the growth rate of the country's GDP; T_i^{GVA} - the rate of growth of GDP i - that type of economic activity; $i = 1 \div 19$

- 1) if the value of the indicator $I_i^{sens} > 0$, indicates that this type of economic activity is weakly sensitive to changes in the market situation;
- 2) if the value of the indicator is $I_i^{sens} \approx 0$, then the type of economic activity has the same sensitivity as the economic market of the country;
- 3) if the value of the indicator $I_i^{sens} < 0$, indicates that this type of economic activity is more sensitive to crisis and market phenomena than the entire economic market of the country.

Indicator of sensitivity of the type of economic activity for the period 2011-2022

	2011	2012	2013	2014	2015	2016	2017	2018	2019	2020	2021	2022
Agriculture, forestry and fishing	-0.13	0.05	-0.14	-0.09	-0.05	-0.02	0.05	-0.05	0.02	0.07	-0.12	-0.05
Mining and quarrying	-0.01	-0.01	-0.01	0.07	0.05	0.04	0.09	0.01	0.05	-0.01	0.02	0.00
Manufacturing	-0.01	0.03	0.07	0.02	0.03	0.00	-0.02	0.02	0.03	0.02	0.01	0.11
Electricity, gas, steam and air conditioning supply	0.01	-0.01	0.01	0.00	0.03	0.02	0.10	0.01	0.08	-0.03	0.03	0.00
Water supply; sewerage, waste management and remediation activities	0.07	0.15	0.07	0.05	0.13	0.13	0.08	0.04	0.05	0.02	0.03	-0.08
Construction	0.03	0.06	0.11	0.13	0.03	-0.13	-0.23	-0.05	-0.20	-0.10	-0.03	0.34
Wholesale and retail trade; repair of motor vehicles and motorcycles	0.01	-0.03	-0.03	0.06	0.04	-0.01	-0.01	-0.01	0.00	-0.09	0.04	0.01
Transportation and storage	-0.08	0.01	-0.03	0.02	-0.07	0.01	0.00	0.02	-0.04	0.13	0.02	0.09
Accommodation and food service activities	0.02	0.06	0.03	-0.02	-0.08	-0.02	0.03	-0.03	-0.07	0.19	-0.41	0.16
Information and communication	0.03	-0.07	-0.07	-0.07	-0.09	-0.03	-0.05	-0.04	-0.03	-0.06	-0.08	-0.10
Financial and insurance activities	0.10	0.00	-0.06	-0.10	0.15	0.11	-0.06	-0.09	-0.07	-0.02	-0.06	-0.17
Real estate activities	0.02	-0.03	-0.08	-0.06	-0.17	0.01	0.03	-0.03	-0.04	-0.07	0.05	0.05
Professional, scientific and technical activities	0.13	-0.32	-0.10	0.02	0.01	-0.05	-0.03	-0.01	-0.05	0.09	0.02	0.16
Administrative and support service activities	0.01	-0.04	-0.07	0.00	-0.06	-0.09	0.03	-0.01	-0.02	0.08	0.02	0.02
Public administration; compulsory social security	0.14	-0.05	-0.01	-0.24	-0.12	0.04	0.06	0.06	-0.01	-0.04	0.07	-1.15
Education	0.09	-0.03	-0.02	-0.01	-0.04	0.05	0.05	0.06	0.03	-0.01	0.04	-0.19
Human health and social work activities	0.07	-0.04	0.02	-0.01	-0.12	0.08	-0.03	-0.05	0.02	-0.13	0.02	-0.22
Arts, entertainment and recreation	-0.09	-0.31	-0.09	0.00	0.03	0.03	0.02	0.02	0.01	0.09	-0.09	-0.03
Other service activities	-0.03	0.00	-0.03	-0.06	-0.08	0.03	-0.07	-0.03	-0.09	0.16	-0.08	-0.05

Conclusions

	weakly sensitive to crisis and market phenomena	Foreign trade has the same sensitivity as the country's economic market	GVA is more sensitive to crisis and market phenomena
2021	<p>Mining and quarrying Processing industry Supply of electricity, gas, steam and air conditioning Water supply; sewerage, waste management Wholesale and retail trade; repair of motor vehicles and motorcycles Real estate transactions Governance; compulsory social insurance Education</p>	<p>Transport, warehousing, postal and courier activities Professional, scientific and technical activity Activities in the field of administrative and auxiliary services Health care and provision of social assistance</p>	<p>Agriculture, forestry and fisheries Construction Temporary accommodation and catering Information and telecommunications Financial and insurance activities Arts, sports, entertainment and recreation Provision of other types of services</p>
2022	<p>Processing industry Construction Transport, warehousing, postal and courier activities Temporary accommodation and catering Real estate transactions Professional, scientific and technical activity</p>	<p>Mining and quarrying Supply of electricity, gas, steam and air conditioning Wholesale and retail trade; repair of motor vehicles and motorcycles</p>	<p>Agriculture, forestry and fisheries Water supply; sewerage, waste management Information and telecommunications Financial and insurance activities Governance; compulsory social insurance Education Health care and provision of social assistance Arts, sports, entertainment and recreation Provision of other types of services</p>

Thank you for attention!